

DryPlus Adding value to laundry drying



The feel-good laundry factor

'With perfectly laundered linen, cuddly duvets and towels with a soft bounce we can convince even the most discerning of our guests!'



Tumble dryers from Miele Professional are thorough, gentle and efficient and perfectly complement laundry machines in hotels, restaurants, residential homes and other places where great care and attention is paid to laundry care.

Quality

Like all machines from Miele Professional, tumble dryers are impressive evidence of Miele's 'Forever better' quality promise. Developed, manufactured and tested with meticulous care, Miele dryers are designed to run for 40,000 operating hours. The typical combination of high-quality materials, painstaking workmanship, mature technology and practical innovations has proved its worth by repeatedly rising to the exacting challenges of workaday life.

Performance

Miele Professional's dryer portfolio offering a range of sizes, models and heating types represents the broadest dryer range on the market. Miele dryers equipped with patented PerfectDry moisture sensing technology ensure an ideal residual moisture content and therefore represent the perfect link before being given a final finish in Miele flatwork ironers.

Efficiency

More than at any other stage in the laundry process, careful use of heating energy is of paramount importance at the drying stage. With each new product generation, tumble dryers from Miele Professional have set new standards in terms of the good husbandry of resources and top-class energy efficiency. Alongside highly efficient electrically heated dryers with Air Recycling or Air Recycling Plus, Miele also offers particularly efficient gas-heated models, heat-pump dryers and even water-heated dryers which require no built-in heating.



With Miele Professional, you can rest assured that you have opted for performance excellence and superb quality. High-quality machines which reliably meet the expectations of the discerning day in and day out underline the trust placed by commercial users in Miele: 97% of all clients* would buy from Miele again next time round.

Dependability

As a family-run company, now in its fourth generation, our actions, as always, still stem from a sense of responsibility for our products and processes and towards our employees, business associates and the environment.

- A product policy with a clear focus on quality, durability and sustainability
- Innovations 'Made in Germany' which have set their stamp on the industry
- Award-winning ergonomics, functionality and product design
- Entire systems from a single supplier
- Lower operating costs over entire product life cycle (Total Cost of Ownership)
- Highly commended after-sales service offering blanket coverage and a fast response



* Survey conducted by independent 'Mercuri International' institute

Miele Professional -
the broadest dryer programme on the market



DryPlus



The perfect dryer

Each Miele dryer sets new seminal standards through innovative product features, a responsible attitude towards the use of natural resources, ergonomic excellence and the dependability of a strong brand. The model which best addresses the challenges of workaday life is determined by individual requirements in each case. The list below is intended to help find the perfect dryer.



The right dryer for each situation

- SlimLine dryer with a width of only 711 mm facilitates access to the place of installation, passing effortlessly through narrow door openings and taking up the smallest of footprints.
- Condenser dryers dispense with the need to install vent ducting
- Side-by-side installation with a washing machine or another dryer



The right features for each application

- High-performance dryers with basic features
- Patented honeycomb drum for optimum fabric care
- Air Recycling systems for the intensive use of pre-heated air
- Patented vented/recirculation controls for the perfect drying of even large, bulky items
- Easy-to-clean stainless-steel machine front



Right-sized solutions to tackle everyday workloads

- 250 l drum volume for load capacities of 10–13 kg
- 300 l drum volume for load capacities of 12–15 kg
- 325 l drum volume for load capacities of 13–16 kg
- 400 l drum volume for load capacities of 16–20 kg
- 500 l drum volume for load capacities of 20–25 kg
- 800 l drum volume for load capacities of 32–40 kg



The perfect dryer for each system

- Washing machines with load capacities of 5.5 kg to 32 kg
- Flatwork ironers able to process 13 kg to 235 kg of laundry per hour
- Accessories for ensuring perfect work patterns in laundries



Dryers with simple controls and offering excellent user convenience

Time-controlled programmes

- Simple time purchase via coin-op payment system
- Simple time selection from 5 to 60 minutes

Moisture-controlled programme cycles

- Individually selectable residual moisture controls
- Individually selectable residual moisture controls and freely selectable programme parameters



Dryers with a variety of heating types


Vented dryers with ducting to atmosphere

- Dryers with standard electric heating
- Dryers with highly efficient gas heating
- Dryers for use with steam generated on site
- Tumble dryer with heating for connection to hot water supply

Heat-pump technology

- Dryer with heat-pump module
(no vent ducting required; 60% energy savings compared with a vented dryer)

Dryer with time controls



Dryer with basic Profitronic B controls

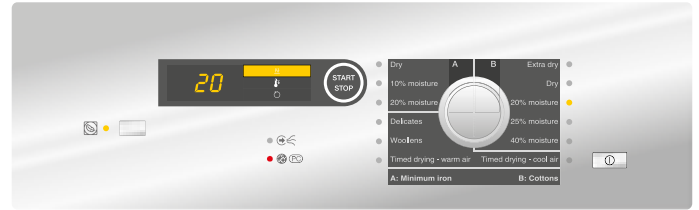
- Time selection via rotary selector
- 5-minute increments from 5-60 mins.
- 4 temperature settings: Cold, low, medium high
- Display indicating selected drying time or time remaining
- Time remaining counted down in 1-minute increments
- Programme sequence indicator: Heat-up, cooldown, anti-crease action
- Control indicators: Check vent, Clean fluff filter



Drum with moisture sensing



Illustrated: PT 8503 dryer with stainless-steel front



Tumble dryer with basic Profitronic B Plus controls

- Programme selection via rotary selector
- Selection of residual moisture level and type of textiles
- Modifiable programme parameters, e.g. reversing times, residual moisture
- Display indicating selected drying time/time remaining or moisture setting
- Programme sequence indicator: Heat-up, cooldown, anti-crease action
- 'Low temperature' with temperature reduction from 'high' to 'medium'
- Control indicators: Check vent, Clean fluff filter



Illustrated: PT 8507 dryer with stainless-steel front



Tumble dryer with freely programmable Profitronic M controls

- Programme selection via rotary selector or 6 multi-function pushbuttons
- 199 programme slots
- Moisture-controlled programme cycles
- Freely modifiable programme parameters
- Display showing all selection stages; programmes and status messages in plain text
- Alternative controls using chipcard and reader, e.g. for approval of selected programmes or to transfer new programmes
- Operating data acquisition
- Standard programmes and numerous target-group programme packages, e.g. for contract cleaners or fire services

Dryers	PT 8253	PT 8333	PT 8403	PT 8503	PT 8803
Load capacity 1:25–1:20 [kg]	10-13	13-16	16-20	20-25	32-40
Drum volume, honeycomb drum [l]	250	325	400	500	800
Heating type	EL/G	EL/G/HW	EL/G/HW	EL/G/HW	EL/G/HW
External dimensions H/W/D [mm]	1400/906/852	1400/906/1035	1400/906/1164	1640/1206/1002	1640/1206/1384

EL = Electric, G = Gas, D = Steam, HW = Hot water



Load capacities	250	325	400	500	800
Drum volume [l]	250	325	400	500	800
Duvets	1	1	2	2	3-4
Pillows	2	3	4	5	8
Duvets/pillows	-	1/1	1/2	1/3	3/3
Sleeping bags	1	1-2	3	3-4	6
Fire protection suits	1-2	2	3	3-4	
Fire protection jackets	2	3	4	5	9
Breathing masks*	8	12	16	12	16
Saddle pads	7	9	11	12	20
Summer blankets	2	2-3	2-3	3	5-6
Winter blankets	1	1-2	1-2	2	3-4

* Depending on drum depth and mask holder

Tumble dryer	PT 8257	PT 8337	PT 8407	PT 8507	PT 8807
Load capacity 1:25–1:20 [kg]	10-13	13-16	16-20	20-25	32-40
Drum volume, honeycomb drum [l]	250	325	400	500	800
Heating type	EL/G/WP	EL/G/HW/WP	EL/G/D/HW	EL/G/D/HW	EL/G/D/HW
External dimensions H/W/D [mm]	1400/906/852	1400/906/1035	1400/906/1164	1640/1206/1002	1640/1206/1384

Heat-pump dryers

External dimensions H/W/D [mm]	1400/906/1216	1400/906/1399
--------------------------------	---------------	---------------

EL = Electric, G = Gas, D = Steam, HW = Hot water, WP = Heat pump



SlimLine tumble dryers



PT 8301 COP SlimLine tumble dryer

- Basic Profitronic B COP controls
- Time controls



SlimLine dryer video on Miele YouTube channel

Note:

Information on controls
on Pages 8 and 10

Tumble dryer	PT 8301 COP
Load capacity 1:25–1:20 [kg]	12-15
Drum volume [l]	300
Heating type	EL/G
External dimensions H/W/D [mm]	1800/711/1089
Electric (EL), Gas (G)	



Load capacities	
Drum volume [l]	300
Duvets	1
Pillows	2
Duvets/pillows	-
Sleeping bags	1
Fire protection suits	1-2
Fire protection jackets	2
Breathing masks*	8
Saddle pads	7
Summer blankets	2
Winter blankets	1

* Depending on drum depth and mask holder



Compact solution

With its compact width of only 711 mm, Miele's SlimLine dryers are both easy to manoeuvre through doors and incredibly space-saving. The open plinth facilitates machine transportation, allowing the use of a palletiser.

... and to the sides

Optionally, galvanised side panels are available as an alternative to Octoblue powder-coated panels for side by side installation.

Miele dryers - patented innovations for perfectly laundered textiles


With its PT 8 series of tumble dryers, Miele Professional is once again setting standards in gentle and economic laundry care. Many features on dryers from the innovation leader are unique or even patented. With a range of dryer sizes, clients ranging from small on-premise laundries in hotels, restaurants or nursing homes through to full-service contract laundries can choose the best machine for their purpose to ensure efficient workflow processes and a perfect finish.



Miele patent

Patented honeycomb drum

Laundry is carried high up the drum by the rounded ribs and gently caught as it tumbles by pockets of air on the honeycomb structure. Axial air flow in the drum results in longer exposure of tumbling laundry to warm air, resulting in thorough, uniform and gently drying.



Miele patent

Patented PerfectDry sensor drying

Miele's innovative moisture-sensing system integrated into the drum ribs measures and monitors the laundry with precision as it approaches the desired degree of dryness. On dryers with Profitronic B controls, the 'Low temperature' function reduces temperatures from 'high' to 'medium' to cater for delicate textiles.



Large fluff filter

Lint is removed from the passing air by a fluff filter with a surface area of up to 0.5 m². The large fluff filter is easy to clean when the need arises.



Excellent user convenience

All Miele dryers from the PT 8 series have a particularly large door opening with a diameter of 520 mm. This allows machines to be loaded with very bulky items. Unloading is equally simple.

Depending on the nature of the load, Miele Professional recommends a load ratio of 1:25 to 1:20, or, in the case of water-heated dryers, 1:32 to 1:25.



Miele patent

Patented Air Recycling system

In the axial air flow of Miele's drying system, laundry tumbles constantly through the warm current of air, ensuring that drying is fast and energy-efficient.

For maximum efficiency, a large proportion of the heated air discharged - up to 60% - is re-introduced into the drying process.

With the patented air flow and baffle control system (Air Recycling Plus) on dryers with Profitronic M controls, the ratio of air discharged to air recycled can even be controlled perfectly to ensure that even heavy, bulky items such as duvets are dried both gently and precisely.



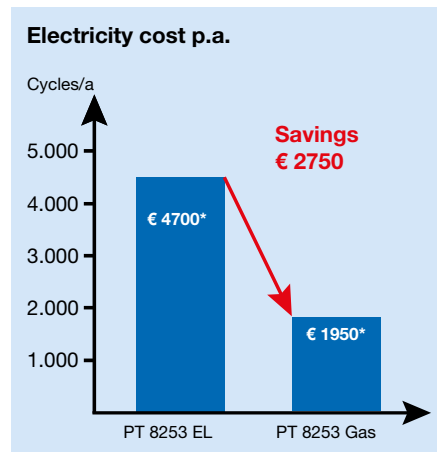
Efficiency Plus: Tumble dryers with gas heating



Low costs, high efficiency

If a gas supply is available on site, a Miele gas-heated tumble dryer is in many cases the most economical and ecological option. In the face of the rising cost of electricity compared with gas, the energy-saving potential of a gas-heated dryer can be significant.

The ecological balance is also highly convincing. Natural gas burns virtually particle-free and is a highly efficient source of energy. Compared with electricity, carbon dioxide emissions can be cut by up to 50%. As natural gas represents a primary source of energy, conversion losses are eliminated.¹



Comparison of gas with electrically heated systems

A gas-heated Miele dryer from the PT 8 series costs only marginally more than an electrically heated dryer. Even including the additional cost of installing gas supply pipework, the capitalisation period is short.

All Miele dryers from the PT 8 series are available in gas as an alternative to electric heating.

Efficiency Plus: Heat-pump dryers



Up to 60% energy savings

Heat-pump technology utilises energy released when discharged air is cooled and dehumidified to heat cold, dry air. In contrast to a conventional vented dryer, this energy is not lost to the drying process. This allows energy consumption to be cut by up to 60%. As a result of their low rated load of 5.0 kW, water-heated dryers can, above all, be used where the electricity supply network is stretched or where there is a need to avoid load peaks.

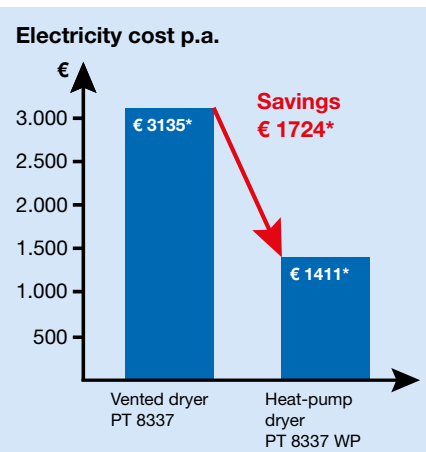
Exclusive to Miele

Exclusive user convenience

Miele's StreamClean counterflow system ensures that any lint adhering to the heat exchanger is flushed out by condensate. As a result, the heat exchanger only needs cleaning less frequently. Additional filters which can often be difficult to clean are not required on Miele heat-pump dryers.



Heat-pump dryer video on Miele's YouTube channel



Many benefits that pay their way

- Closed circuit, hence no expensive installation of vent ducting needed
- No interference in vicinity of building through noise and smells
- No air discharge to atmosphere, hence no damage to the outside of buildings caused by moisture or dampness
- Freedom of installation
- No need to drill holes in walls; no interference with energy management systems, e.g. in low-energy buildings
- High-performance heat-pump dryers with drum volumes of 250 l and 325 l
- Low energy consumption of only 0.21 kWh/kg
- Cycle time of only 44 minutes (PT 8257 WP heat-pump dryer **)

** Reduction in residual moisture from 50 to 0%, presuming a warm start (3 drying cycles in succession) and a room temperature of 23°C

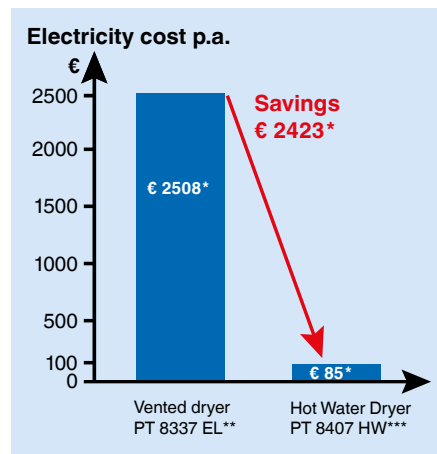
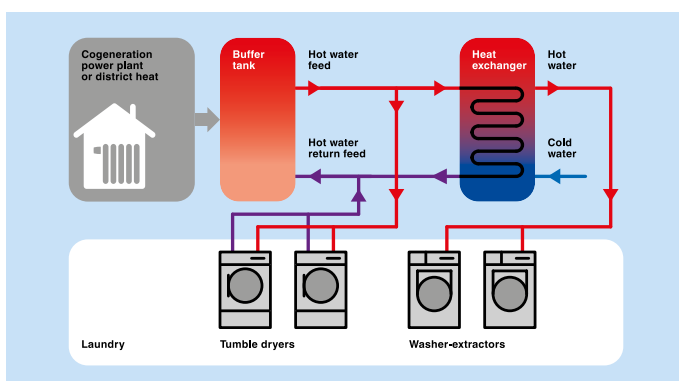
Efficiency Plus: Tumble dryers heated with hot water



Drying system without heating energy consumption

Hot water, supplied for instance by a co-generation plant or district heating, is used directly as a source of energy for drying. Washer-extractors can also be supplied with hot water from the same source via a buffer tank and a heat exchanger. Hot-water dryers have a water connection point at the rear, through which hot water is introduced. On entering the machine, water passes through a specially designed heater bank where the water is used to heat the process air for drying laundry. Cooler water exits the machine via a return-feed pipe leading back to the heating plant.

Thanks to low rated loads, hot-water dryers can, above all, be used where the electricity supply network is stretched or where there is a need to avoid load peaks.



Multiple benefits for maximum efficiency and sustainability

- Use of energy from co-generation plants, district heat or alternative energy sources such as solar or geo-thermal heat, residual process heat or bio-mass.
- Using a heat exchanger, the same hot water can also be used for washer-extractors.
- Very low rated loads of 0.8 kW to 1.9 kW
- Electricity only required for dryer operation and not for heating.
- Hot-water dryers with drum volumes of 325, 400, 500 and 800 l
- Energy consumption of only 0.21 kWh/kg of laundry
- Cycle time of only 35 minutes¹

¹ Reduction in residual moisture from 50 to 0%, at feed temperature of 90°C, a flow rate of 1.5 m³/h, and an ambient room temperature of 23°C

'Our high standards are met through gentle laundry treatment and maximum energy efficiency. When it comes to sustainability, we were well advised to go for Miele Professional machines!'



Miele Company Limited
Fairacres
Marcham Road
Abingdon
Oxon
OX14 1TW

T: 0845 3656608
E: miele-professional@miele.co.uk
W: www.miele-professional.co.uk

Forever Better

Since 1899, Miele - a family-run company - has subscribed to a clear corporate philosophy condensed into the two words 'Forever better'. This far-reaching claim is the bedrock of Miele's proverbial quality and sustainability and the power of innovation of a brand 'Made in Germany'. A brand promise which gives commercial users the certainty of having chosen the right product.

Award-winning

Uncompromising product reliability and service dependability is the reason why customers have repeatedly voted Miele the best and most trustworthy brand. Coveted awards such as the MX Award, the iF and reddot Design Awards and the German Sustainability Prize endorse the outstanding position Miele commands with respect to design, quality management and the conservation of valuable resources.

Proficient

Miele Professional has been developing and manufacturing a broad range of high-quality laundry machines, dishwashers, washer-disinfectors and sterilisers for decades. Carefully selected accessories, comprehensive advisory services and a fast-acting Miele service department ensures that machines perform to satisfaction and offer the ultimate in performance and efficiency.